

TEAM COMPETITIONS



8 v 8 Doubles

(Presented by Mark Tennant, ITF)

DESCRIPTION

This format sees players split into 2 teams, and then into doubles pairs. Each pair plays every other doubles pair from the opposition, aiming to earn points for their team.

TIME	PLAYERS / COURTS	SINGLES / DOUBLES
1 Hour	16 players on 2-4 courts	Doubles
AGES	TEAM / INDIVIDUAL	OBJECTIVE
Any Age	Team	Social

ORGANISATION

COURTS AND PLAYERS: 2 teams of 8 players (can be any even number so long as both teams have the same amount). One team is Red other is Blue. Both teams number their players 1-8 at random, then pairs are drawn so there are 4 random doubles pairs. Pairs stay together for the whole event. (eg 2&5, 1&4, 7&3, 8&6).

4 courts are needed (you can adapt to have 2 courts by having an order of play rather than a rotation)

SCORESHEETS: Each pair carries a scorecard to record their results, this gets put onto the master scoresheet at the end (see next page)

SCORING: Matches are best of 9 points, alternating serve after each point. Players score their own matches, though younger players may need help.

The winning pair in each match get their opponent's numbers as their score (eg If Red 1&4 beat Blue 2&7, Red's earn 9 (2+7) points, which they write on their scorecard).

ACTIVITY

ORDER OF PLAY: After each match, the Red pairs move one court to the left and the Blue players stay on the same court. Continue rotating player until 4 rounds have been completed (see page 3)

AT THE END: Each pair gives their scorecard to the organiser who adds up the final total for each team. The team with the most points wins.

ADAPT THE FORMAT

Many formats can easily be adapted to suit players aged under 10, mixed ages, teams and to be a more or less competitive event.

Download 'ADAPTING COMPETITION' for a quick and easy guide to adapting this format to suit your needs.

THEMES

Many competitions are more fun and easier to promote if they have a theme such as Davis Cup, Olympics or Family Day attached.

Download 'ADDING THEMES' for ideas.

TEAM COMPETITIONS



8 v 8 Doubles

(Presented by Mark Tennant, ITF)

PAIR SCORECARD:

Players write the points they win in each round (based on the opposition pair's numbers) as well as their team name and numbers.

Example

TEAM NAME	RED
OUR PAIR NUMBERS	4 & 6
Round 1 Points Won	0
Round 2 Points Won	7
Round 3 Points Won	9
Round 4 Points Won	4

Blank Scorecard

TEAM NAME	
OUR PAIR NUMBERS	
Round 1 Points Won	
Round 2 Points Won	
Round 3 Points Won	
Round 4 Points Won	

TEAM TOTAL SCORESHEET

Use this score to add up the total points won by each team:

Round	Red	Blue
1	4, 10,	5, 9
2	7, 4, 6	12
3	6, 10	5, 9,
4	7, 4	12, 5
Totals	58	57

BLANK TEAM TOTAL SCORESHEET

Round	Red	Blue
1		
2		
3		
4		
Totals		

TEAM COMPETITIONS



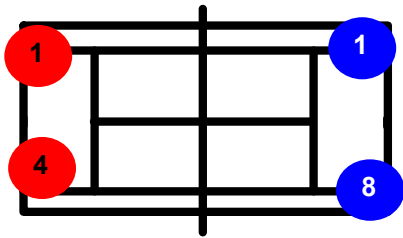
8 v 8 Doubles

(Presented by Mark Tennant, ITF)

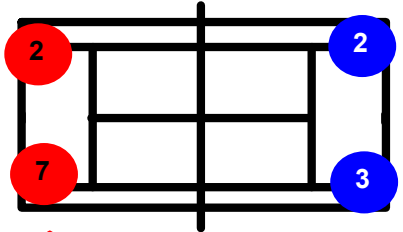
EXAMPLE OF ROTATION FOR 8 v 8 DOUBLES

For the second round, Red pairs move court to the left (players on court 1 go to court 4). Blue players stay on the same court

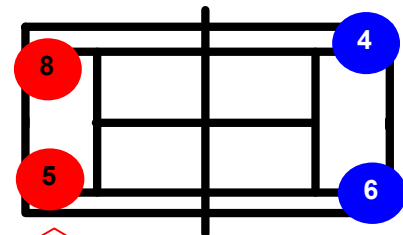
1st ROUND



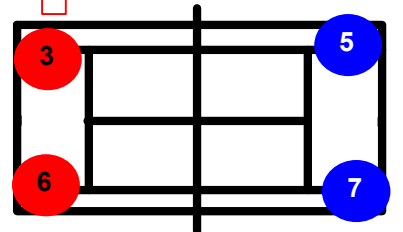
COURT 1
Red 1&4 v
Blue 1&8



COURT 2
Red 2&7 v
Blue 2&3

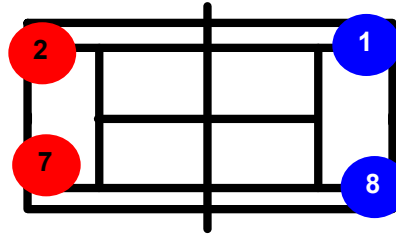


COURT 3
Red 8&5 v
Blue 4&6

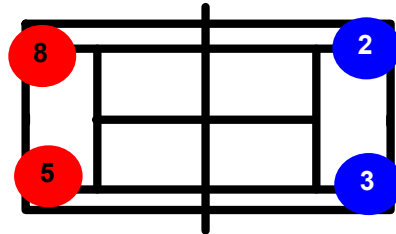


COURT 4
Red 3&6 v
Blue 5&7

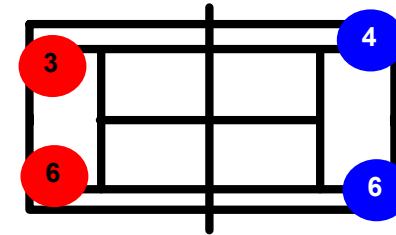
2nd ROUND



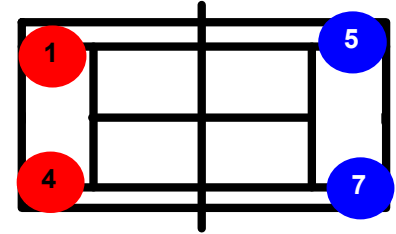
COURT 1
Red 2&7 v
Blue 1&8



COURT 2
Red 8&5 v
Blue 2&3



COURT 3
Red 3&6 v
Blue 4&6



COURT 4
Red 1&4 v
Blue 5&7

= Red player

= Blue player